

T SERIES

PUSH BUTTON SWITCH



Feature -

multiple keys and poles
interlock and individual lock

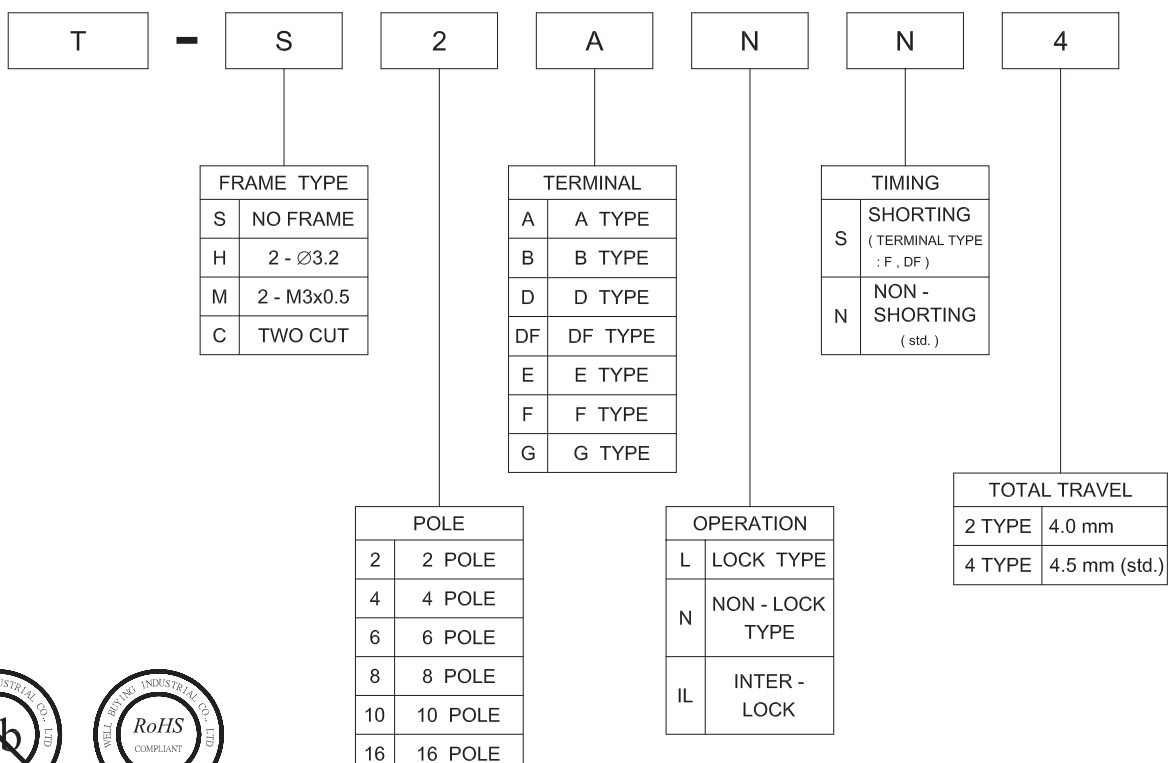
Application -

various switching purpose
in all home electronic equipments
and industrial electronic equipments

► SPECIFICATIONS

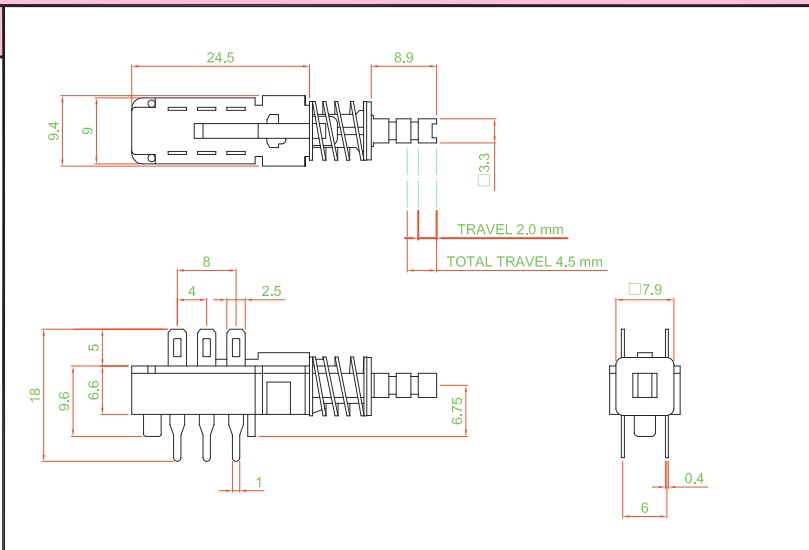
SWITCH SPECIFICATIONS	
POLE - POSITION	2P2T , 4P2T , 6P2T , 8P2T , 10P2T , 16P2T Momentary and Lock Type are Available
CONTACT RATING	25 V DC , 1 A ; 125 V AC , 0.2 A
CONTACT RESISTANCE	40 mΩ MAX. 1.5 V DC ; 100 mA , by Method of Voltage DROP
INSULATION RESISTANCE	100 MΩ MIN. 500 V DC
DIELECTRIC STRENGTH	Breakdown is not Allowable ; 500 V AC for 1 Minute
OPERATING FORCE	2P2T , 4P2T , 6P2T : 350 ± 150gf 8P2T , 10P2T , 16P2T : 600 ± 150gf
OPERATING LIFE	10,000 cycles
OPERATING TEMPERATURE RANGE	-20°C ~ 70°C
OPERATING TRAVEL	2.0 ± 0.3 mm

► HOW TO ORDER

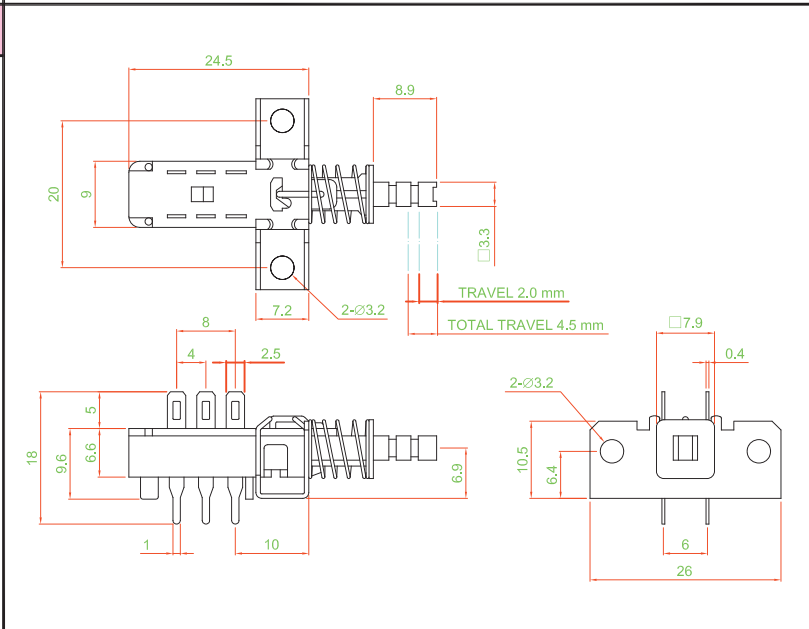


► DIMENSION

T - S2ANN4



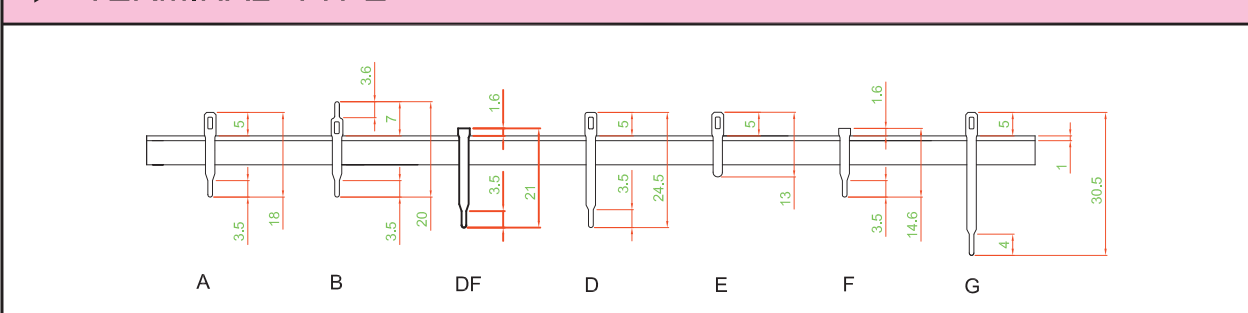
T - H2ALN4



► FRAME TYPE

S TYPE	H TYPE	M TYPE	C TYPE

► TERMINAL TYPE

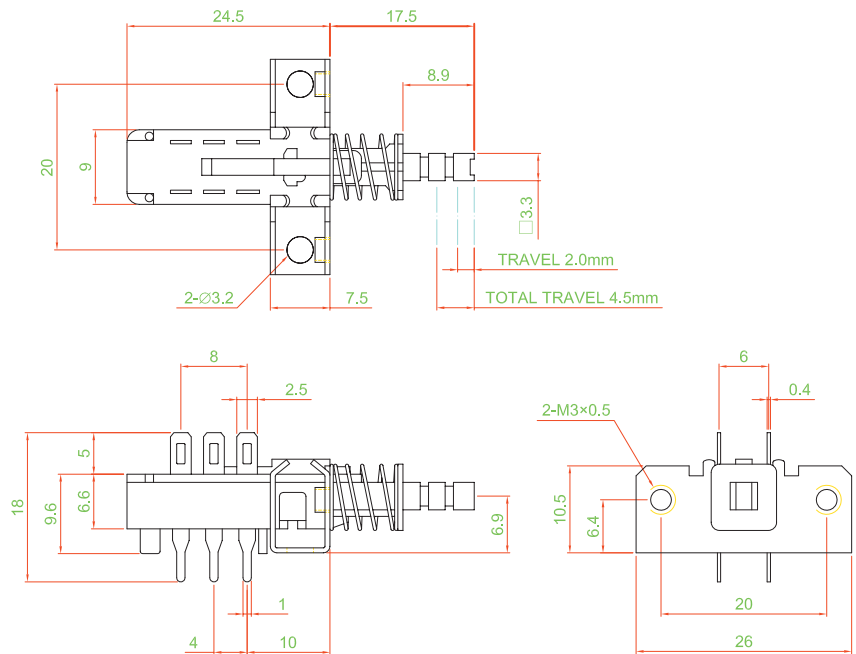



T SERIES

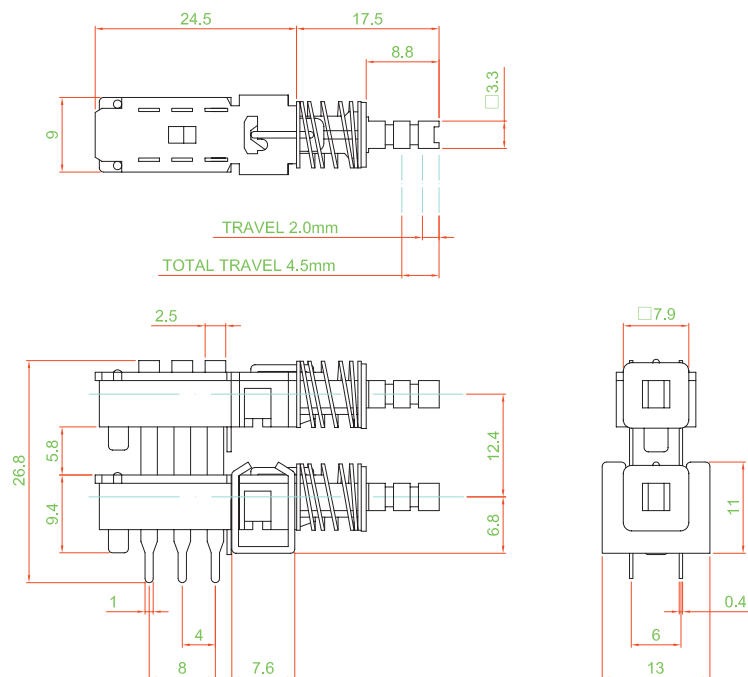

PUSH BUTTON SWITCH

► DIMENSION

T - M2ANN4



T - C2GNN2x2



► MATERIAL

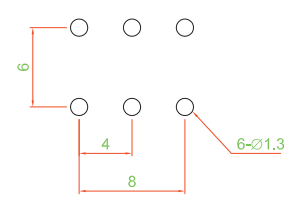
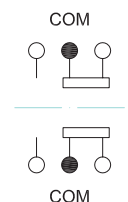
- ACTUATOR : POM
- TERMINAL : BRASS SILVER PLATING
- BASE FRAME : POM
- SPRING : STAINLESS STEEL

► UNIT WEIGHT


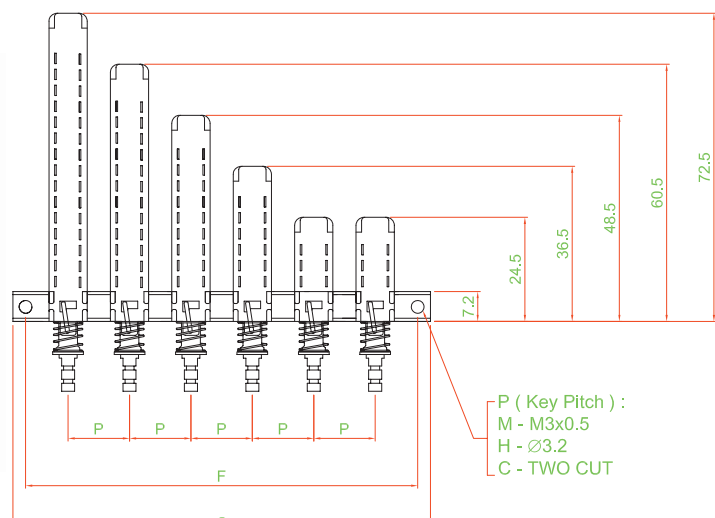
- T - S2ANN4 : 2.6 ± 0.05 g / pc
- T - H2ALN4 : 4.8 ± 0.05 g / pc
- T - M2ANN4 : 4.7 ± 0.05 g / pc
- T - C2GNN2x2 : 6.9 ± 0.05 g / pc

T SERIES

PUSH BUTTON SWITCH

▶ P.C.B LAYOUT	▶ SCHEMATIC	▶ POLE & LENGTH														
		<table border="1" style="margin: auto; border-collapse: collapse;"> <thead> <tr> <th>POLE</th> <th>2</th> <th>4</th> <th>6</th> <th>8</th> <th>10</th> <th>16</th> </tr> </thead> <tbody> <tr> <td>L(mm)</td> <td>24.5</td> <td>36.5</td> <td>48.5</td> <td>60.5</td> <td>72.5</td> <td>108.5</td> </tr> </tbody> </table>	POLE	2	4	6	8	10	16	L(mm)	24.5	36.5	48.5	60.5	72.5	108.5
POLE	2	4	6	8	10	16										
L(mm)	24.5	36.5	48.5	60.5	72.5	108.5										

▶ INTER-LOCK & LENGTH

P (Key Pitch) :
 M - M3x0.5
 H - Ø3.2
 C - TWO CUT

SIZE PITCH	G	F		G	F		G	F		G	F		G	F
10	26	20	1	46	40	3	66	60	5	86	80	7	106	100
12.5	24	18		51	45		76	70		101	95		126	120
15	/	/	F	56	50	F	86	80	F	116	110	F	146	140
17.5				61	55		96	90		131	125		166	160
20				66	60		106	100		146	140		186	180
10	36	30	2	56	50	4	76	70	6	96	90	8	116	110
12.5	38.5	32.5		63.5	57.5		88.5	82.5		113.5	107.5		138.5	132.5
15	41	35	F	71	65	F	101	95	F	131	125	F	161	155
17.5	43.5	37.5		78.5	72.5		113.5	107.5		148.5	142.5		183.5	177.5
20	46	40		86	80		126	120		166	160		206	200

▶ MULTI - KEY TYPE AND INTER - LOCK TYPE

FRAME TYPE M M3x0.5 H Ø3.2 C TWO CUT

KEY	1	2	3	4	5	6	7	8	9	10	11	12	13	14	15	16
OPTION / 選項																
POLE / 回路數																
TERMINAL TYPE / 端子																
OPERATING / 動作																
TIMING N / S																
TRAVEL / 行程																
KNOB																
PITCH / 間距	<input type="checkbox"/> 10mm <input type="checkbox"/> 12.5mm <input type="checkbox"/> 15mm <input type="checkbox"/> 17.5mm <input type="checkbox"/> 20mm <input type="checkbox"/> 25mm <input type="checkbox"/> 30mm															